
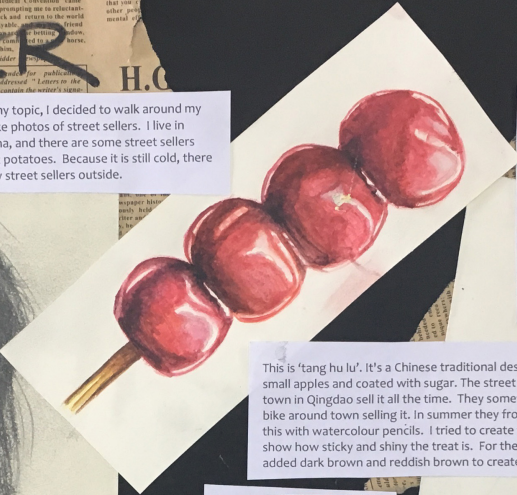


STREET SELLER



I decided to focus on the portraits of street sellers because I think their faces are very interesting. I like drawing portraits, I think it's fun. It's like many shapes combined together. I think someone's face can tell so much. We can tell their emotion and their feelings if they are tired or angry by looking at their face.

To start off my topic, I decided to walk around my town and take photos of street sellers. I live in Qingdao China, and there are some street sellers selling sweet potatoes. Because it is still cold, there are not many street sellers outside.



This is 'tang hu lu'. It's a Chinese traditional dessert. Made by small apples and coated with sugar. The street sellers in my town in Qingdao sell it all the time. They sometimes ride their bike around town selling it. In summer they frozen it. I painted this with watercolor pencils. I tried to create the highlights to show how sticky and shiny the treat is. For the shadows, I added dark brown and reddish brown to create the darker part.

Supporting Studies	0400 Component 1
Centre Name	Yee's Chung, HONGKONG
Candidate No.	1217
Candidate Name	LIM JUNG EUN



PHOTO: Street Seller, Qingdao, March 2017




PHOTO: Street Seller, Hong Kong, March 2017



PHOTO: Tan Hu Lu Seller, March 2017



PHOTO: Street Seller, Hong Kong, March 2017



I went to Hong Kong with my Art class for a trip, so I was lucky to visit the Wet Markets in Soho and got more photos of street sellers. It was very interesting to me. The fruits were so fresh and colourful. I could smell the freshness as I walked by. The sellers were very kind to me and let me take many photos.



PHOTO: Street Seller, Hong Kong, March 2017



PHOTO: Street Seller, Hong Kong, March 2017

International Business Knowledge Center



Composition Colour Test 4, Photoshop Adjustments



Composition Colour Test 5, Photoshop Adjustments



Composition Colour Test 6, Photoshop Adjustments

I'm not sure what colour I want to use for the background. I used photoshop to experiment with different colour backgrounds. I also changed the Hue and Saturation to experiment changing colour palette of the street seller's face.



Composition Colour Test1, Photoshop Adjustments



Composition Colour Test2, Photoshop Adjustments




Composition Colour Test 3, Photoshop Adjustments

I want to do a picture of the street seller looking at someone like a conversation because the street seller is always selling stuff by conversation. I want to show that the street seller is friendly and happy not alone and desperate to sell stuff. I think the space beside the street seller is too empty. At first, I thought it would work like Thiebaud but something seems to be missing for me. I thought of adding a portrait of my brother because my brother is always talking and very friendly. But it didn't seem to make sense.



PHOTO: Me looking at Street Seller (Close Up)

I think I will add a portrait of myself looking at the street seller. I don't know if we are going to have a conversation because I am more quiet than my brother, but I know that we will look at each other in a friendly way. I took a photo of myself looking at the street seller



For my composition idea, I wanted to combine all my ideas together. I decided to use the portrait of the street seller and used ideas for Guisepppe to add many fruit and vegetables on her head - especially tang hu lu. I put her in a red scarf because I thought it would contrast with the bright yellow background. Also, when I met this street seller she was very happy and passionate and I liked the idea that red represents passion. Also, in China, red is a very lucky colour. And I know she needs a lot of luck. I chose the pastel yellow background because I was inspired by Thiebaud. I am not sure if I like the yellow background now. I think it looks too empty.



